

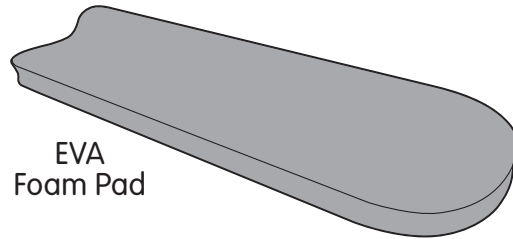
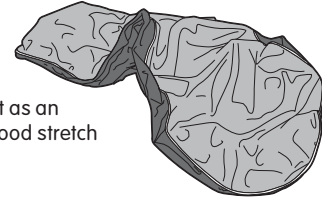
More Cushion for Your Passengerin'

The Magic Carpet is a simple, yet profound addition to your Xtracycle platform. The magic lies not only in your ability to carry passengers with greater comfort on their end, so to speak, but also in its safety-minded full circumference reflective piping. Periodic washings of your Magic Carpet should keep it looking and smelling fresher, longer. While the Magic Carpet is not "waterproof," it definitely weather resistant and will preserve your shiny new SnapDeck.

What We Provide

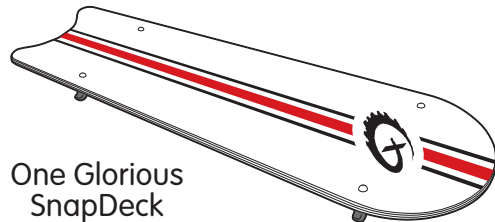
MagicCarpet

Yes, we know it looks like crumpled paper, but we like to imagine it as an butterfly emerging, a good stretch and she'll be beautiful!



EVA
Foam Pad

What You Provide

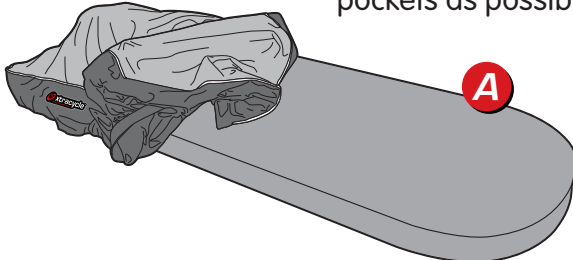


One Glorious
SnapDeck

STEP 1

Dressing the Pad

- A** Unhook Velcro straps and insert foam pad into sleeve **tail first**. It's a snug fit so ensure you're as far into the tail pockets as possible.



- B** Flex the pad and continue wrapping the sleeve around the nose. Pull sleeve snug on sitting side for an easier SnapDeck installation.

STEP 2

Hiding the Deck

Insert SnapDeck tail first into MagicCarpet/EVA assembly. Ensure tail is fully inserted and hooks are in sleeve holes. Just like sliding a tire on a rim, you'll want to slip the sleeve over the deck, bit by bit. Start at one side of the nose and continue around. Pass front hooks through holes, strap the Velcros across. Install your SnapDeck and go find a passenger!

